

Dated: July 26, 2024

To
Listing Operations
BSE Limited,
P J Towers, Dalal Street,
Mumbai - 400001.

Dear Sir/Madam

Sub: Outcome of the Board Meeting pursuant to the Regulation 51(2) read with Part B of schedule III and Regulation 52 of the SEBI (Listing Obligations and Disclosure Requirements) Regulations 2015.

This is to inform you that with reference to the above-mentioned subject, the Audit Committee had recommended, and the Board of Directors considered and approved the Unaudited quarterly Standalone Financial Results for the quarter ended **June 30, 2024**, at its meeting held on **July 26, 2024**, pursuant to the Regulation 52 of the SEBI (Listing Obligations and Disclosure Requirements) Regulations 2015. The duly approved unaudited Financial Results along with the limited review is attached herewith.

Further, pursuant to provisions of Regulation 52(4) of SEBI (Listing Obligations and Disclosure Requirements) Regulations 2015 and other applicable provisions, read with Circulars made thereunder, we are herewith submitting the information as per Annexure A and B containing the required ratios and credit rating details along with the Asset cover statement, utilisation of issue proceeds for the quarter ended **June 30, 2024**.

Kindly take the same on your records.

Thanks and Regards,
For **Jana Capital Limited**

Rajamani Muthuchamy
Managing Director and CEO
(DIN: 08080999)

Independent Auditors' Review Report on the unaudited quarterly financial results and year to date financial results of Jana Capital Limited pursuant to Regulation 52 of the SEBI (Listing Obligations and Disclosure Requirements) Regulations, 2015

To the Board of Directors
Jana Capital Limited

Introduction:

1. We have reviewed the accompanying statement of unaudited financial results of **Jana Capital Limited** ('the Company') for the quarter ended June 30, 2024 ("the Statement") being submitted by the Company pursuant to the requirements of Regulation 52 of the Securities and Exchange Board of India (Listing Obligations and Disclosure Requirements) Regulations, 2015. This statement is the responsibility of the Company's Management and has been approved by the Board of Directors in accordance with the recognition and measurement principles laid down in Indian Accounting Standard 34 "Interim Financial Reporting" ("Ind AS 34"), as prescribed under Section 133 of the Companies Act, 2013, read with relevant rules issued thereunder and other accounting principles generally accepted in India. Our responsibility is to issue a report on the Statement based on our review.

Scope of Review:

2. We conducted our review of the Statement in accordance with the Standard on Review Engagements (SRE) 2410, Review of Interim Financial Information Performed by the Independent Auditor of the Entity, issued by the Institute of Chartered Accountants of India. This Standard requires that we plan and perform the review to obtain moderate assurance as to whether the financial statements are free from material misstatement. A review is limited primarily to enquiries of company personnel and analytical procedures applied to financial data and thus provides less assurance than audit. We have not performed an audit and accordingly, we do not express an audit opinion.

Basis for Qualified Conclusion:

3. Referring to the Note No. 4 of the statement, the Company is a Non-Banking Financial Institution - Non- Deposit taking - Systemically Important Core Investment Company. As on June 30, 2024 the Company has negative net worth of Rs. 994.46 Crores.

Accordingly, the Company has not maintained:

- (a) The Adjusted Net Worth of the Company is negative 99.11 % of its aggregate risk weighted assets which is less than the limit of minimum 30% specified as per Section II of Master Direction DoR (NBFC). PD.003/03.10.119/2016-17 ("The Directions") dated August 25, 2016 and subsequently updated as at August 29, 2023; and

- (b) The outside liabilities of the Company as on June 30, 2024 is negative 2.02 times of its adjusted Net worth against the limit of 2.5 times specified in the Directions.

Accordingly, we are unable to comment on the impact of adjustment if any and Consequential impact on the Statement.

Qualified Conclusion:

4. Based on our review as conducted above, except for the possible effects of the matter described in Basis for Qualified Conclusion section, nothing has come to our attention that cause us to believe that the statement which is prepared in accordance with applicable Indian Accounting Standards and other recognized accounting practices and policies has not disclosed the information required to be disclosed in terms of Regulation 52 of the SEBI (Listing Obligation and Disclosure Requirements) Regulations, 2015 including the manner in which it is required to be disclosed, or that it contains any material misstatement.

Material Uncertainty relating to Going Concern:

5. We draw attention to the statement, which indicates that the Company made a net profit of Rs. 401.29 Crores during the quarter ended 30 June 2024. However, the Company has accumulated losses amounting to Rs. 2,223.52 Crores, as of that date, which has significantly eroded its Net Worth. Further, the Company is in breach of certain regulatory financial parameters as of 30 June 2024 as stated here in above, in the Basis of Qualified Conclusion section. These conditions indicate that a material uncertainty exists that may cast doubt on Company's ability to continue as a going concern. However, the Company has been raising additional funds as necessary to operate as a going concern. Accordingly, the statement has been prepared under going concern assumption.

Our Conclusion is not modified in respect of the above matter.

Emphasis of Matter:

6. We draw attention to the Statement, wherein the Company has issued NCDs during the previous year on private placement basis to raise money mainly for redemption of debentures that were falling due. The said NCDs were subscribed by the then existing investors at an investor IRR of 49% to be accrued annually as agreed to in the Debenture trust deed signed between the Company and the Debenture Trustee. Further, as per the information and explanation provided to us, under the circumstances existing then, the Company had no option but to agree to the said investor IRR of 49% for fulfilling its obligation to redeem NCDs that were falling due in order to avoid default due to non-repayment. The said investor IRR agreed to is an outlier and the same is not to be found among the market rates which help discover the fair value for accounting purposes.

7. We draw attention to Note No. 5 of the Statement, which describes the merger of the Company with Jana Holdings Limited, Jana Holdings Limited (JHL), being the wholly owned Non-Operating Financial Holding Company.

Our Conclusion is not modified in respect of the above matters.

For **RAO AND EMMAR**
Chartered Accountants
Firm Registration No: 003084S

B J PRAVEEN
Partner
Membership No: 215713
UDIN: 24215713BKAKEJ9761



Place: Bangalore
Date: 26th of July, 2024

JANA CAPITAL LIMITED
CIN: U67100KA2015PLC079488
Registered office: No.19/4, Sair Bagh'' Building, 4th Floor, Cunningham Road, Vasanth Nagar, Bengaluru- 560001.
STANDALONE UNAUDITED FINANCIAL RESULTS FOR THE PERIOD ENDED 30th JUNE 2024
REGULATION 52(1) AND (2) OF THE LISTING REGULATIONS

(₹ in INR '000s)

| Sl. No. | Particulars | 3 months ended 30-June-2024 | 3 months ended 31-March-2024 | 3 months ended 30-June-2023 | Year to date for period ended 30-June-2024 | Year to date for period ended 30-June-2023 | For the year ended 31-March-2024 |
|---------|----------------------------------------------------------------------------------------------|--------------------------------|---------------------------------|--------------------------------|--------------------------------------------------|--------------------------------------------------|----------------------------------------|
| | | Unaudited | Unaudited | Unaudited | Unaudited | Unaudited | Audited |
| 1 | Interest earned (a)+(b) | - | 1,466.50 | - | - | - | 11,352.00 |
| | a) Income on investments | - | 1,466.50 | - | - | - | 11,352.00 |
| | b) Others | - | - | - | - | - | - |
| 2 | Gain from Purchase of Securities | - | 2,60,618.95 | 68,97,697.63 | - | 68,97,697.63 | 98,98,214.75 |
| 3 | Other Income | 71.98 | (18,169.31) | 55,031.78 | 71.98 | 55,031.78 | 150.93 |
| 4 | Total Income (1+2) | 71.98 | 2,43,916.14 | 69,52,729.41 | 71.98 | 69,52,729.41 | 99,09,717.68 |
| 5 | Interest Expenses | 16,49,587.92 | 40,82,151.73 | 4,15,333.89 | 16,49,587.92 | 4,15,333.89 | 46,91,156.51 |
| 6 | Operating Expenses (i)+(ii)+(iii) | (56,62,380.13) | 1,42,61,250.46 | 8,10,673.66 | -56,62,380.13 | 8,10,673.66 | 1,57,89,482.45 |
| | i) Employees cost | 1,536.54 | 1,402.48 | 1,603.62 | 1,536.54 | 1,603.62 | 5,941.47 |
| | ii) Impairment on financial instruments | (56,70,502.42) | 1,13,38,828.97 | 7,85,042.04 | (56,70,502.42) | 7,85,042.04 | 48,17,824.16 |
| | iii) Other operating expenses | 6,585.75 | 29,21,019.01 | 24,028.01 | 6,585.75 | 24,028.01 | 1,09,65,716.82 |
| 7 | Total Expenditure ((4+5) | (40,12,792.21) | 1,83,43,402.19 | 12,26,007.56 | (40,12,792.21) | 12,26,007.56 | 2,04,80,638.96 |
| 8 | Profit / (Loss)before exceptional items (3-6) | 40,12,864.19 | (1,80,99,486.05) | 57,26,721.85 | 40,12,864.19 | 57,26,721.85 | (1,05,70,921.29) |
| 9 | Exceptional Items | - | - | - | - | - | - |
| 10 | Profit (+)/ Loss (-) before tax (7-8) | 40,12,864.19 | (1,80,99,486.05) | 57,26,721.85 | 40,12,864.19 | 57,26,721.85 | (1,05,70,921.29) |
| 11 | Tax expense | - | - | - | - | - | - |
| 12 | Net Profit(+)/ Loss(-) after tax (9-10) | 40,12,864.19 | (1,80,99,486.05) | 57,26,721.85 | 40,12,864.19 | 57,26,721.85 | (1,05,70,921.29) |
| 13 | Other comprehensive income (OCI) | - | - | - | - | - | - |
| 14 | Total comprehensive Income (+)/Loss(-) for the year (11+12) | 40,12,864.19 | (1,80,99,486.05) | 57,26,721.85 | 40,12,864.19 | 57,26,721.85 | (1,05,70,921.29) |
| 15 | Paid-up equity share capital (Rs.10 being the Face Value per share) | 27,041.81 | 27,041.81 | 27,041.81 | 27,041.81 | 27,041.81 | 27,041.81 |
| 16 | Reserves excluding Revaluation Reserves (as per balance sheet of previous accounting period) | (99,71,593.01) | (1,39,84,457.20) | 23,13,160.94 | (99,71,593.01) | 23,13,160.94 | (1,39,84,457.20) |
| 17 | Earnings Per Share (EPS) (Not Annualized) | | | | | | |
| | - Basic (in Rupees) | 1,483.95 | (6,693.15) | 2,117.73 | 1,483.95 | 2,117.73 | (3,909.10) |
| | - Diluted (in Rupees) | 1,483.95 | (6,693.15) | 2,117.73 | 1,483.95 | 2,117.73 | (3,909.10) |
| | Face value per share (in Rupees) | 10.00 | 10.00 | 10.00 | 10.00 | 10.00 | 10.00 |
| 17 | NPA Ratios | | | | | | |
| (a) | Gross/Net NPA | - | - | - | - | - | - |
| (b) | % of Gross/Net NPA | - | - | - | - | - | - |
| (c) | Return on Assets | - | - | - | - | - | - |

For Jana Capital Limited

Rajamani Muthuchamy
Managing Director and CEO
DIN: 08080999

Place : Bengaluru
Date : 26-July-2024

JANA CAPITAL LIMITED

CIN: U67100KA2015PLC079488

Registered office: No.19/4, Sair Bagh'' Building, 4th Floor, Cunningham Road, Vasanth Nagar, Bengaluru- 560001.

**STANDALONE UNAUDITED FINANCIAL RESULTS FOR THE PERIOD ENDED 30th JUNE 2024
REGULATION 52(1) AND (2) OF THE LISTING REGULATIONS**

(₹ in INR '000s)

Notes:

- 1 The Company is a Non-Banking Financial Institution - Non-Deposit taking - Systemically Important Core Investment Company ("NBFC-CIC-ND-SI") under section 45-IA of the Reserve Bank of India Act, 1934 registered on March 24, 2017.
- 2 The financial results for the period ended June 30, 2024 have been reviewed by the Audit Committee and recommended for adoption to the Board of Directors. The Board of Directors of the Company have considered and approved the same in its meeting held on 26-July-2024.
- 3 The financial results of the Company have been prepared in accordance with Indian Accounting Standards ('Ind As') notified under Companies (Indian Accounting Standards) Rules, 2015 as amended by the Companies (Indian Accounting Standards) Rules, 2016, prescribed under Section 133 of the Companies Act 2013 ("the Act") read with relevant rules issued thereunder and other accounting principles generally accepted in India.
- 4 The Company is a Core Investment Company CIC and its entire investment is in Jana Holdings Limited (JHL) and has no operation of its own. In accordance with Section 45-IA of the RBI Act 1934, and Master Direction DoR (NBFC).PD.003/03.10.119/2016-17 dated August 25, 2016, the Company is required to adhere to the prescribed Capital Requirements according to which the Adjusted Net Worth of a CIC shall at no point of time be less than 30% of its aggregate risk weighted assets on balance sheet and risk adjusted value of off balance sheet items. The Company for the period ended June 30, 2024 has breached the prescribed minimum requirement which is at -97.99% as at June 30, 2024. The Core Investment Companies (Reserve Bank) Directions, 2016, further stipulate that the outside liabilities of a CIC-ND-SI shall at no point in time exceed 2.5 times its Adjusted Net Worth as on date of the last audited balance as at the end of the financial year. During the period ended June 30, 2024 the ratio stands at -2.02 times thereby below the prescribed limits.
- 5 The Board in its meeting held on October 21, 2019, and December 09, 2019, approved Fast-track method for merging Jana Holdings Limited (JHL), being the wholly owned Non-Operating Financial Holding Company (NOFHC), with its Holding as well as Core Investment Company, Jana Capital Limited after receiving the in-principle approval from the RBI on 10th August 2020. As per the existing guidelines, the requirement of having a NOFHC has been dispensed with by the RBI for setting up Small Finance Banks and Universal Banks. Further, such a merger of the wholly owned subsidiary with the Holding Company will simplify the compliances to be reported to various Regulatory Authorities, besides resulting in lower operating costs. Subsequent to the receipt of the in-principle approval from the RBI, the Board of Directors of the transferor and the Transferee Companies met on 24th August 2020, approved the Scheme of Amalgamation of Jana Holdings Limited (Wholly Owned subsidiary) with Jana Capital Limited (Holding Company).
Jana Capital Limited, transferee Company submitted necessary application to the Regional Director, South-East Region, Ministry of Corporate Affairs, Hyderabad, on 6th November 2020 for obtaining approval of Amalgamation under Section 233 of the Companies Act, 2013. Regional Director, Ministry of Company Affairs, Hyderabad vide letter dated 26th March 2021 rejected the application filed on 6th November 2020 for the merger of JHL with JCL, since JHL had obtained consent from the creditors to the extent of 82.78% in value as against the minimum threshold of consent from 90% of the creditors in value as required under Section 233 of the Companies Act, 2013 and, as such, the provisions of Section 233(1)(d) could not be fully complied with. The Board of Directors considered the aforesaid rejection order and resolved to file the fresh merger application subject to the approval of the Scheme by the Board of Directors, Shareholders, Creditors, and such other authorities as may be required. In the meanwhile, the Board of directors of both Jana Holdings Limited and Jana Capital Limited on November 14, 2022 have once again approved the scheme of amalgamation and resolved to apply afresh for the merger of the company with Jana Capital Limited, the Holding Company. In line with the decision of the Board of Directors, the company has taken steps to obtain affidavits in the prescribed Formats from the creditors and shareholders for the merger.
However, the Company, in the meanwhile, received a request from Jana Small Finance Bank Limited (JSFB) regarding the merger and, due to certain commercial considerations, the Company has decided to put the merger on hold till the listing process of the Jana Small Finance Bank is completed. Now that JSFB shares are already listed with effect from 14th February 2024, the Board of both the companies passed resolution in their meetings held on 15th March 2024 to restart the merger process and the same is underway to have the merger done as quickly as possible. The company has requested the RBI to let us know as to whether the in-principle approval for merger given by them through their letter dated 10th August 2020 would suffice to go ahead with the merger process afresh. In reply to this, the RBI advised the Company to seek the approval for merger afresh and accordingly the Company has submitted application for merger along with the audited financials of both Jana Holdings Ltd and Jana Capital Limited. The Company is looking forward to the approval to proceed further in this regard.

CIN: U67100KA2015PLC079488

Registered office: No.19/4, Sair Bagh'' Building, 4th Floor, Cunningham Road, Vasanth Nagar, Bengaluru- 560001.

**STANDALONE UNAUDITED FINANCIAL RESULTS FOR THE PERIOD ENDED 30th JUNE 2024
REGULATION 52(1) AND (2) OF THE LISTING REGULATIONS**

(₹ in INR '000s)

Notes:

- 6 The Company is Core Investment Company and has classified this as its business segment and accordingly there are no separate reportable segments in accordance with Ind AS 108 "Operating Segment".
- 7 Reserves include Statutory Reserve as per Section 45-IC of Reserve Bank of India Act 1934, balance in securities premium and retained earnings.
- 8 As per Small Finance Bank Licensing Guidelines issued by the RBI, the equity shares of the Bank are required to be listed on a stock exchange in India within three years from the date of commencement of banking business i.e., March 27, 2021. The IPO of equity shares of Jana Small Finance Bank Ltd has been completed and now the shares are listed in the stock exchanges with effect from 14th February 2024.
- 9 Previous period/year figures have been regrouped / reclassified, wherever necessary to conform to the current period presentation.

For Jana Capital Limited



Rajamani Muthuchamy
Managing Director and CEO
DIN: 08080999

Place : Bengaluru
Date : 26-July-2024

JANA CAPITAL LIMITED

Reg. office: No.19/4, Sair Bagh'' Building, 4th Floor, Cunningham Road, Vasanth Nagar, Bengaluru- 560001
CIN: U67100KA2015PLC079488

Standalone Statement of Assets and Liabilities of the Company as at June 30, 2024
Regulation 52(2)(f) of the Listing Regulations

(Amounts are in INR thousands)

| Sl.No | Particulars | As at | As at |
|-------|---------------------------------------------------------------------------------------------|-----------------------|---------------------|
| | | 30-Jun-24 | 31-Mar-24 |
| | | Unaudited | Audited |
| | ASSETS | | |
| (1) | Financial Assets | | |
| (a) | Cash and cash equivalent | 4,800.14 | 12,973.11 |
| (b) | Bank Balance other than (a) above | 7.44 | 7.44 |
| (c) | Investments | 1,00,31,615.19 | 43,61,112.77 |
| (d) | Other financial assets | 1,704.00 | 1,714.17 |
| (2) | Non- Financial Assets | | |
| (b) | Current Tax Assets | 1,15,184.48 | 1,15,184.48 |
| (b) | Other Non Financial Assets | 121.23 | 196.40 |
| | Total Assets | 1,01,53,432.48 | 44,91,188.37 |
| | LIABILITIES AND EQUITY | | |
| | LIABILITIES | | |
| (1) | Financial Liabilities | | |
| (a) | Trade Payables | | |
| | (i) total outstanding dues of micro enterprises and small enterprises | - | - |
| | (ii) total outstanding dues of creditors other than micro enterprises and small enterprises | - | - |
| (b) | Debt securities | 2,00,97,575.05 | 1,84,47,987.13 |
| (c) | Other financial liabilities | 73.63 | 330.00 |
| (2) | Non-Financial Liabilities | | |
| (a) | Other non-financial liabilities | 335.01 | 286.63 |
| (3) | EQUITY | | |
| (a) | Equity share capital | 27,041.81 | 27,041.81 |
| (b) | Other equity | (99,71,593.01) | (1,39,84,457.20) |
| | Total Liabilities and Equity | 1,01,53,432.48 | 44,91,188.37 |

For Jana Capital Limited

M. Rajamani



Rajamani Muthuchamy
Managing Director and CEO
DIN: 08080999

Place : Bengaluru
Date : 26-July-2024

JANA CAPITAL LIMITED
CIN: U67100KA2015PLC079488

Reg. office: No.19/4, Sair Bagh'' Building, 4th Floor, Cunningham Road, Vasanth Nagar, Bengaluru- 560001
Statement of Unaudited Standalone Cash Flow Statement for the period ended 30 June 2024

| (Rs. In thousands) | | |
|----------------------------------------------------------------------|------------------------------|-----------------------------|
| Particulars | Period ended 30-June-2024 | Year ended 31-March-2024 |
| Cash flow from operating activities | | |
| Profit / (Loss) for the year | 40,12,864.19 | (1,05,70,921.29) |
| Adjustments for: | | |
| Impairment loss on financial instruments (net of reversals) | (56,70,502.42) | 48,17,824.16 |
| Finance cost | 16,49,587.92 | 46,91,156.51 |
| Interest Income from Fixed Deposits | (71.98) | (146.50) |
| Income from purchase of securities | - | (98,98,214.75) |
| Income from NCD Holdings | - | (11,352.00) |
| Interest Income on IT Refund | - | (4.43) |
| Operating Loss before working capital changes and adjustments | (8,122.29) | (1,09,71,658.29) |
| Changes in working capital | | |
| (Decrease) / Increase in other financial liabilities | (256.38) | (180.00) |
| (Decrease) / Increase in other non-financial liabilities | 48.38 | 215.75 |
| Decrease/ (increase) in other financial assets | 10.17 | (1,335.53) |
| Decrease/ (increase) in Current Tax assets | - | (1,15,184.48) |
| Decrease/ (increase) in other Non financial assets | 75.16 | 30.96 |
| Cash used in operations before adjustments | (8,244.95) | (1,10,88,111.59) |
| Taxes paid | - | (1,92,705.88) |
| Interest Income on IT Refund | - | 4.43 |
| Net cash flows from (used in) operating activities (A) | (8,244.95) | (1,12,80,813.03) |
| Cash flow from Investing activities | | |
| Investment in subsidiary | - | (91,67,584.93) |
| Net cash flow from / (used in) investing activities (B) | - | (91,67,584.93) |
| Cash flow from Financing activities | | |
| Interest on Loan paid | - | - |
| Interest on short term borrowings | - | (13,734.25) |
| Loan processing fees paid | - | (89,794.00) |
| Income received from purchase of securities | - | 98,98,214.75 |
| Income received from loan advanced | - | - |
| Interest Income on Loan advanced | - | - |
| Loans to Wholly owned subsidiary (Net Inflow) | - | - |
| Net Proceeds from Debt securities issued | - | 1,32,57,450.85 |
| Redemption of NCD's due | - | (25,92,000.00) |
| Interest Received from Fixed Deposits | 71.98 | 146.49 |
| Net cash flow from financing activities (C) | 71.98 | 2,04,60,283.84 |
| Net increase in cash and cash equivalents (A+B+C) | (8,172.97) | 11,885.87 |
| Cash and cash equivalents at the beginning of the year | 12,973.11 | 1,087.24 |
| Cash and cash equivalents at the end of the year | 4,800.14 | 12,973.11 |
| Cash and cash equivalents comprise | | |
| Balances with banks | | |
| On current accounts | 4,800.14 | 12,973.11 |
| Total cash and bank balances at end of the year | 4,800.14 | 12,973.11 |

For Jana Capital Limited

M. Rajamani



Rajamani Muthuchamy
Managing Director and CEO
DIN: 08080999

Place : Bengaluru
Date : 26-July-2024

Annexure-A

| Sl.No. | Particulars | Period ended 30-June-2024 |
|--------|----------------------------------------------------------------|------------------------------|
| 1 | Debt-Equity ratio; # | -2.02 |
| 2 | Debt service coverage ratio; | NA* |
| 3 | Interest service coverage ratio; | NA* |
| 4 | Outstanding redeemable preference shares (quantity and value); | NA |
| 5 | Capital redemption reserve/debenture redemption reserve; | NA |
| 6 | Net worth; (in thousands) | (99,44,551.20) |
| 7 | Net profit after tax; (in thousands) | 40,12,864.19 |
| 8 | Earnings per share: (Basic and Diluted) | 1,483.95 |
| 9 | Current ratio | 111.48% |
| 10 | Long term debt to working capital | 15920% |
| 11 | Bad debts to Account receivable ratio | NA |
| 12 | Current liability ratio | 0.10 |
| 13 | Total debts to total assets; | 1.98 |
| 14 | Debtors turnover | NA |
| 15 | Inventory turnover | NA |
| 16 | Operating margin (%); | NA |
| 17 | Net profit margin (%); | NA |
| 18 | Sector specific equivalent ratios, as applicable | |
| (a) | Capital Requirement | -99.11% |
| (b) | Leverage Ratio | -2.02 |

Debt service coverage ratio and Interest service coverage ratio, are not applicable to NBFCs registered with RBI as provided in proviso to Regulation 52(4) of SEBI (LODR) Regulations 2015.

For Jana Capital Limited

Muthuchamy



Rajamani Muthuchamy
Managing Director and CEO
DIN: 08080999

Place : Bengaluru
Date : 26-July-2024

| Annexure -B | | | | | | | | | |
|-------------------------------------------------|--------------|------------------------------------|------------------------|-----------------------------------------------|------------------------------------------------------|-----------------------------|-----------------------|-----------------------------------------------|----------------------|
| Details of Credit Rating - Jana Capital Limited | | | | | | | | | |
| Current Rating Details - 30-June-2024 | | | | | | | | | |
| Sl. No. | ISIN | Name of the Credit Rating Agency | Credit Rating assigned | Outlook (Stable/Positive/Negative/No Outlook) | Rating Action(New/Upgrade/Downgrade/Re-Affirm/Other) | Specify other rating action | Date of Credit rating | Verification status of Credit Rating Agencies | Date of verification |
| 1 | INE028U08024 | India Ratings and Research Pvt Ltd | IND BB- | Stable | Upgrade | Nil | June 30, 2022 | Verified | 02-02-2024 |
| 2 | INE028U08032 | India Ratings and Research Pvt Ltd | IND BB- | Stable | Upgrade | Nil | May 11, 2023 | Verified | 02-02-2024 |
| 3 | INE028U08040 | India Ratings and Research Pvt Ltd | IND BB- | Stable | Upgrade | Nil | Nov 23, 2023 | Verified | 02-02-2024 |

For Jana Capital Limited

Rajamani



Rajamani Muthuchamy
Managing Director and CEO
DIN: 08080999


Place : Bengaluru
Date : 26-July-2024

Certificate for asset cover by issuer of Debt Securities - Jana Capital Limited as on June 30, 2024 as per SEBI circular SEBI/HO/MIRSD/MIRSD_CRADT/CIR/P/2022/67 dated May 19, 2022

Amount are in INR thousands unless specified

| Column A | Column B | Column C | Column D | Column E | Column F | Column G | Column H | Column I | Column J | Column K | Column L | Column M | Column N | Column O |
|------------------------------------------------------|--------------------------------------------------------|----------------------------------------------|--------------------|----------------------------------------------|---------------------------------------------------------------------------------------------------------------------------------|-----------------------------------------------------------------------------------------|--------------------------------|---------------------------------------------------------------------------------|----------------|---------------------------------------------------------|--------------------------------------------------------------------------------------------------------------------------------------------------------------------|-------------------------------------------|--------------------------------------------------------------------------------------------------------------------------------------------------------------------------|-----------------------|
| Particulars | Description of asset for which this certificate relate | Exclusive Charge | Exclusive Charge | Pari-Passu Charge | Pari-Passu Charge | Pari-Passu Charge | Assets not offered as security | Elimination (amount in negative) | Total (C to H) | Related to only those items covered in this certificate | | | | |
| | | Debt for which this certificate being issued | Other Secured Debt | Debt for which this certificate being issued | Assets shared by pari passu debt holder (includes debt for which this certificate is issued & other debt with paripassu charge) | Other assets on which there is pari- Passu charge (excluding items covered in column F) | | debt amount considered more than once (due to exclusive plus pari passu charge) | | Market Value for Assets charged on Exclusive basis | Carrying /book value for exclusive charge assets where market value is not ascertainable or applicable (For Eg. Bank Balance, DSRA market value is not applicable) | Market Value for Pari passu charge Assets | Carrying value/book value for pari passu charge assets where market value is not ascertainable or applicable (For Eg. Bank Balance, DSRA market value is not applicable) | Total Value(=K+L+M+N) |
| | | Book Value | Book Value | Yes / No | Book Value | Book Value | | | | Related to Column F | | | | |
| Assets | | | | | | | | | | | | | | |
| Property, Plant and Equipment | | - | - | No | - | - | - | - | - | - | - | - | - | - |
| Capital Work-in-Progress | | - | - | No | - | - | - | - | - | - | - | - | - | - |
| Right of Use Assets | | - | - | No | - | - | - | - | - | - | - | - | - | - |
| Goodwill | | - | - | No | - | - | - | - | - | - | - | - | - | - |
| Intangible Assets | | - | - | No | - | - | - | - | - | - | - | - | - | - |
| Intangible Assets under Development | | - | - | No | - | - | - | - | - | - | - | - | - | - |
| Investments | Investment in Jana Holdings Limited | - | - | No | - | - | 1,00,31,615.19 | - | 1,00,31,615.19 | - | - | - | - | - |
| Loans | | - | - | No | - | - | - | - | - | - | - | - | - | - |
| Inventories | | - | - | No | - | - | - | - | - | - | - | - | - | - |
| Trade Receivables | | - | - | No | - | - | - | - | - | - | - | - | - | - |
| Cash and Cash Equivalents | | - | - | No | - | - | 4,800.14 | - | 4,800.14 | - | - | - | - | - |
| Bank Balances other than Cash and Cash Equivalents | | - | - | No | - | - | 7.44 | - | 7.44 | - | - | - | - | - |
| Others | | - | - | No | - | - | 1,17,009.71 | - | 1,17,009.71 | - | - | - | - | - |
| Total | | - | - | | - | - | 1,01,53,432.48 | - | 1,01,53,432.48 | - | - | - | - | - |
| Liabilities | | | | | | | | | | | | | | |
| Debt securities to which this certificate pertains | | - | - | No | - | - | - | - | - | - | - | - | - | - |
| Other debt sharing pari-passu charge with above debt | | - | - | No | - | - | - | - | - | - | - | - | - | - |
| Other Debt | | - | - | No | - | - | - | - | - | - | - | - | - | - |
| Subordinated debt | | - | - | No | - | - | - | - | - | - | - | - | - | - |
| Borrowings | | - | - | No | - | - | 2,00,97,575.05 | - | 2,00,97,575.05 | - | - | - | - | - |
| Bank | | - | - | No | - | - | - | - | - | - | - | - | - | - |
| Debt Securities | | - | - | No | - | - | - | - | - | - | - | - | - | - |
| Others | | - | - | No | - | - | - | - | - | - | - | - | - | - |
| Trade payables | | - | - | No | - | - | - | - | - | - | - | - | - | - |
| Lease Liabilities | | - | - | No | - | - | - | - | - | - | - | - | - | - |
| Provisions | | - | - | No | - | - | - | - | - | - | - | - | - | - |
| Others | | - | - | No | - | - | 408.63 | - | 408.63 | - | - | - | - | - |
| Total | | - | - | | - | - | 2,00,97,983.68 | - | 2,00,97,983.68 | - | - | - | - | - |
| Cover on Book Value | | - | - | | - | - | 0.51 | | 0.51 | | | | | |
| Cover on Market Value | | - | - | | - | - | 0.51 | | 0.51 | | | | | |

For Jana Capital Limited


Rajamani Muthuchamy
Managing Director and CEO

DIN: 08080999

Place : Bengaluru
Date : 26-July-2024

Annex - IV-A
A. Statement of utilization of issue proceeds for the Period April 2024 to June 2024.

| Name of the Issuer | ISIN | Mode of Fund Raising (Public issues/ Private placement) | Type of instrument | Date of raising funds | Amount Raised | Funds utilized | Any deviation (Yes/ No) | If 8 is Yes, then specify the purpose of for which the funds were utilized | Remarks, if any |
|--------------------|------|---------------------------------------------------------|--------------------|-----------------------|---------------|----------------|-------------------------|----------------------------------------------------------------------------|-----------------|
| 1 | 2 | 3 | 4 | 5 | 6 | 7 | 8 | 9 | 10 |
| - | Nil | - | - | - | - | - | - | - | - |

B. Statement of deviation/ variation in use of Issue proceeds:

| Particulars | Remarks |
|-------------------------------------------------------------------------------------------------------------|----------------------------|
| Name of listed entity | Jana Capital Limited |
| Mode of fund raising | Private placement |
| Type of instrument | Non-convertible Securities |
| Date of raising funds | Nil |
| Amount raised | - |
| Report filed for quarter ended | 30 th June 2024 |
| Is there a deviation/ variation in use of funds raised? | No |
| Whether any approval is required to vary the objects of the issue stated in the prospectus/ offer document? | N.A |
| If yes, details of the approval so required? | - |
| Date of approval | - |
| Explanation for the deviation/ variation | - |
| Comments of the audit committee after review | - |
| Comments of the auditors, if any | - |

Objects for which funds have been raised and where there has been a deviation/ variation, in the following table:

| Original object | Modified object, if any | Original allocation | Modified allocation, if any | Funds utilized | Amount of deviation/ variation for the quarter according to applicable object (in Rs. crore and in %) | Remarks, if any |
|-----------------|-------------------------|---------------------|-----------------------------|----------------|-------------------------------------------------------------------------------------------------------|-----------------|
| - | - | Nil | - | - | - | - |

Deviation could mean:

- Deviation in the objects or purposes for which the funds have been raised.
- Deviation in the amount of funds actually utilized as against what was originally disclosed.

For Jana Capital Limited



Rajamani Muthuchamy
Managing Director and CEO
DIN: 08080999

Date: 26-July-2024
Place: Bengaluru